

Education Panel One – Advancing the Study of Japanese Language


Janet Ikeda

President, Association of Teachers
of Japanese

WASHINGTON AND LEE
UNIVERSITY

Lexington, Virginia 24450-2116

Field Reorganization: ATJ and NCJLT join to become
AATJ (American Association of Teachers of Japanese) in 2012
全米日本語教育学会





Outline of the JOINT Program

JOINT (Japanese On-line Instruction Network for Teachers) is a program of online instruction and training specifically designed for the professional development of Japanese language teachers currently working in schools and colleges in the United States. The program was developed and is offered by the Alliance of Associations of Teachers of Japanese (AATJ).

Designing a Business Japanese Curriculum is being offered in Fall 2011. Enrollment is now closed. Click [here](#) for more information about the course.

Evaluating and Integrating Technology for the Japanese Language Classroom was most recently offered in summer 2011. Click [here](#) for more information about the course.

Content-Based Instruction for Advanced Japanese was most recently offered in early 2011. Click [here](#) for more information about that course.

Maximizing the Effectiveness of Your Advanced High School Japanese Course was most recently conducted in Fall 2009. Click [here](#) for more information about that course.

Bridging Scholarship for Study Abroad in Japan

- The Bridging Project offers scholarships to American undergraduate students participating in study-abroad programs in Japan. Funding from private foundations and major U.S. corporations, through donations to the nonprofit [US-Japan Bridging Foundation](#), has made it possible for ATJ to award 20 scholarships to assist students with the travel and living expenses they will incur while studying abroad in Japan for a semester or an academic year beginning in spring 2012.
- Contributors to the Bridging Scholarship fund include Amway International, Bloomberg LP, Chartis Insurance, Citigroup Japan, Deloitte Touche Tohmatsu, Exxon Mobil, the Freeman Foundation, Ichigo Asset Management, the JCC Fund, JP Morgan Japan, Lockheed Martin, Merrill Lynch, Mitsubishi International Corporation, Morgan Stanley Japan, Nomura Holding America, Oak Lawn Marketing, ORIX Corporation, Prudential Gibraltar Financial Life Insurance Co., Temple University-Japan Campus, the Terasaki Foundation, and Toyota Motor Corporation.

Updates on Japanese Language Enrollments in the U.S.

Modern Language Association (MLA)

2009 survey (U.S. colleges and universities)

- The total Japanese-language enrollments of 73,434 represented an increase of 10.3% over the total numbers in 2006 (which in turn had increased more than 25% over 2003).

MLA survey

Arabic 46% (more enrollment in 2009 than
compared with 3 years ago)

Korean 19.1%

Chinese 18.2%

American Sign Language 16.4%

Japanese 10.3 %

MLA survey

The most studied languages on college campuses in fall 2009 were:

1. Spanish
2. French
3. German
4. American Sign Language
5. Italian
6. Japanese
7. Chinese
8. Arabic
9. Latin
10. Russian

ACTFL 2007-8 survey

- Data on K-12 foreign language enrollments in U.S. *public* schools only showed an increase in Japanese language enrollments of 17.5% over the previous 2004-5 survey.
- The total number studying Japanese in public schools in 1007-8 was 72,845.

Japan Foundation 2009 Survey

Data collected for all countries and all levels of Japanese education outside of Japan.

Full report at:

<http://www.jpf.go.jp/e/japanese/survey/result/index.html>

Japan Foundation Survey 2009

U.S. enrollment numbers:

Primary 8,641

Secondary 58,014

Higher Education 56,623

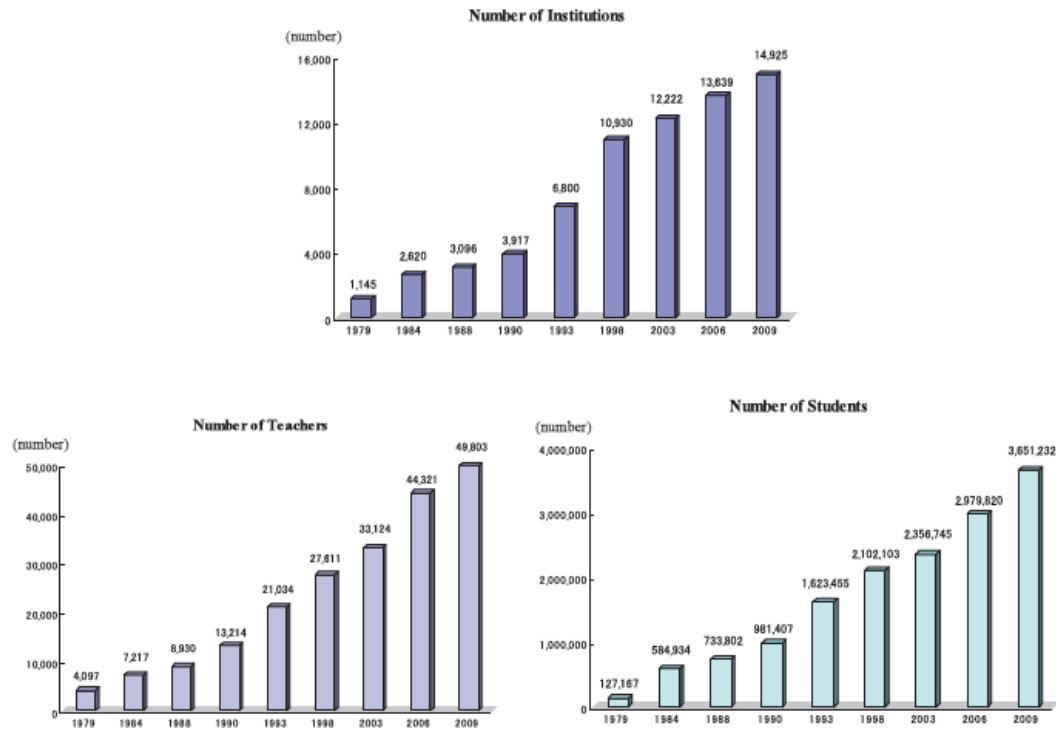
Non-academic Education 12,172

Multi-level Institutions 12,345

Total No. of Students 168,732

*Multi-level Institutions: Schools offering Japanese-language education across levels of education; for ex. Across primary and secondary education

Graph 1. Trends in Numbers of Japanese-Language Institutions, Teachers, and Students



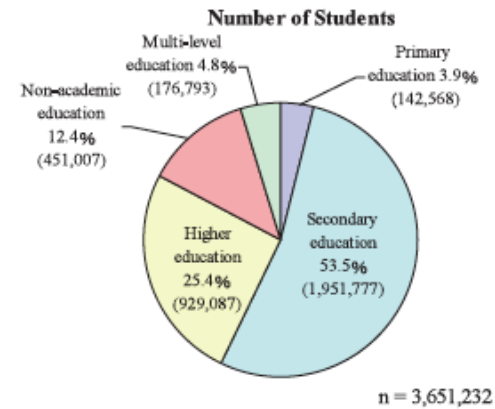
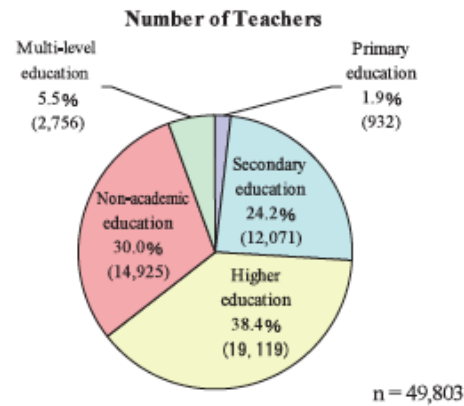
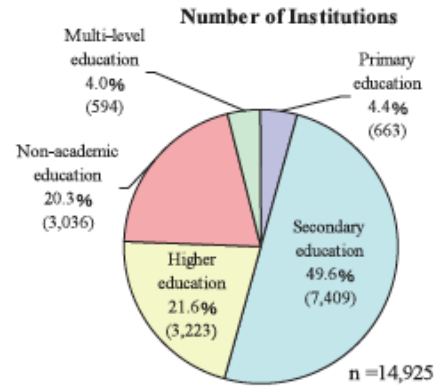
From: Japan Foundation, Survey Report on Japanese-Language Education Abroad 2009

Table 1. Numbers of Institutions, Teachers, and Students (20 Countries with Highest Number of Students)

Rank	Rank in 2006	Country/(District)	No. of Students			No. of Institutions			No. of Teachers		
			2009	2006	Rate of change (%)	2009	2006	Rate of change (%)	2009	2006	Rate of change (%)
1	1	Korea	964,014	910,967	5.8	3,799	3,579	6.1	6,577	7,432	▲ 11.5
2	2	China	827,171	684,366	20.9	1,708	1,544	10.6	15,613	12,907	21.0
3	4	Indonesia	716,353	272,719	162.7	1,988	1,084	83.4	4,089	2,651	54.2
4	3	Australia	275,710	366,165	▲ 24.7	1,245	1,692	▲ 26.4	2,547	2,935	▲ 13.2
5	5	Taiwan*	247,641	191,367	29.4	927	513	80.7	3,938	2,791	41.1
6	6	USA	141,244	117,969	19.7	1,206	1,092	10.4	3,541	3,217	10.1
7	7	Thailand	78,802	71,083	10.9	377	385	▲ 2.1	1,240	1,153	7.5
8	9	Vietnam	44,272	29,982	47.7	176	110	60.0	1,565	1,037	50.9
9	8	Hong Kong*	28,224	32,959	▲ 14.4	78	112	▲ 30.4	734	704	4.3
10	11	Canada	27,488	23,834	15.3	223	214	4.2	739	649	13.9
11	12	Malaysia	22,856	22,920	▲ 0.3	124	142	▲ 12.7	388	437	▲ 11.2
12	14	Philippines	22,362	18,199	22.9	156	155	0.6	422	400	5.5
13	10	New Zealand	21,875	29,904	▲ 26.8	147	251	▲ 41.4	258	449	▲ 42.5
14	13	Brazil	21,376	21,631	▲ 1.2	347	544	▲ 36.2	1,167	1,213	▲ 3.8
15	16	UK	19,673	14,928	31.8	389	277	40.4	742	617	20.3
16	20	India	18,372	11,011	66.9	170	106	60.4	484	369	31.2
17	15	France	16,010	15,534	3.1	164	193	▲ 15.0	542	502	8.0
18	18	Singapore	15,864	12,076	31.4	34	29	17.2	225	144	56.3
19	22	Sri Lanka	12,430	9,133	36.1	82	53	54.7	157	116	35.3
20	19	Germany	12,390	11,945	3.7	180	190	▲ 5.3	428	465	▲ 8.0
World's Total			3,651,232	2,979,820	22.5	14,925	13,639	9.4	49,803	44,321	12.4

Note: Figures for Taiwan* are from the survey by the Interchange Association, Japan.

From: Japan Foundation, Survey Report on Japanese-Language Education Abroad 2009



From: Japan Foundation, Survey Report on Japanese-Language Education Abroad 2009

Top 25 Study-Abroad Destinations

(Open Doors Report on International Educational Exchange)

- | | |
|------------------|--------------------|
| #1 UK | #14 Czech Republic |
| #2 Italy | #15 Greece |
| #3 Spain | #16 Chile |
| #4 France | #17 Ecuador |
| #5 China | #18 Austria |
| #6 Australia | #19 Brazil |
| #7 Germany | #20 New Zealand |
| #8 Mexico | #21 India |
| #9 Ireland | #22 Netherlands |
| #10 Costa Rica | #23 Denmark |
| #11 Japan | #24 Peru |
| #12 Argentina | #25 South Korea |
| #13 South Africa | |

WASHINGTON AND LEE
UNIVERSITY